

# 2025 Year End

# MDOC Adult Data Report



## MDOC Data Team

This document contains key adult correctional data points to assist management and staff in making data-driven decisions.

Randall Liberty  
Commissioner

Anthony Cantillo  
Deputy Commissioner

Maine Department of Corrections  
25 Tyson Drive  
State House Station 111  
Augusta Maine 04333-0111  
207-287-2711

2/26/2026



## **Table of Contents**

1.0 Population & Demographics .....	3
1.1 Average Daily Population .....	3
1.2 Population Demographics .....	3
1.3 Length of Completed Stay .....	4
1.4 Administrative Control Unit Population .....	5
1.5 Restrictive Housing Population .....	6
1.6 Intensive Mental Health Unit Average Population .....	7
2.0 Correctional Programming .....	8
2.1 Programming – Men .....	8
2.2 Programming – Women .....	9
2.3 Case Management .....	10
3.0 Classification .....	11
3.1 Admissions & Releases .....	11
3.2 New Admissions by Crime Group – Men.....	12
3.3 New Admissions by Crime Group - Women.....	13
3.4 Custody Ratings .....	14
3.5 Number of Transfers between Facilities .....	14
3.6 SCCP Cases.....	15
4.0 Adult Community Corrections .....	16
5.0 Office of Victim Services .....	18



## 1.0 Population & Demographics

**1.1 Average Daily Population (ADP)** The ADP has changed significantly over the last six years, due mostly to the COVID pandemic. 2020, reflecting a slight decrease from our highs of 2019, the census for both male and female residents saw decreases though 2021. In 2022 males stayed similar, but the female population began to rise. The last three years (2023-2025) showed significant increase with 2025 the highest ADP in six year reporting period.

	Male						Female					
	2020	2021	2022	2023	2024	2025	2020	2021	2022	2023	2024	2025
January	1987.5	1567.9	1458.9	1510.1	1629.4	1694.9	188.2	126.9	119.8	152.0	194.6	193.1
February	1984.7	1541.4	1451.4	1520.3	1620.4	1710.4	185.1	126.6	131.9	154.7	200.3	190.6
March	1960.4	1541.4	1463.6	1518.5	1625.2	1711.4	178.0	125.4	139.4	159.3	198.4	188.5
April	1863.3	1513.5	1478.3	1534.3	1627.1	1725.9	160.6	118.6	139.7	163.7	192.1	189.5
May	1774.5	1486.5	1497.6	1561.0	1630.1	1758.9	147.5	113.1	135.9	167.8	188.8	195.0
June	1690.9	1492.3	1516.5	1588.7	1628.2	1768.9	143.0	115.1	141.5	172.0	184.8	197.3
July	1652.4	1494.8	1527.4	1599.5	1620.0	1768.9	141.8	119.0	139.5	176.5	178.9	191.3
August	1647.1	1487.6	1508.8	1616.8	1615.4	1781.7	138.3	121.4	138.8	179.6	179.4	187.8
September	1648.6	1481.8	1509.2	1625.8	1623.9	1827.0	135.0	115.1	142.9	186.8	185.7	197.4
October	1637.5	1480.6	1511.9	1633.1	1648.7	1858.9	138.1	111.1	144.8	190.6	187.7	205.1
November	1597.8	1496.4	1517.5	1640.4	1663.8	1868.4	134.0	113.5	147.2	187.9	186.0	200.4
December	1587.9	1487.1	1505.6	1644.6	1678.5	1872.2	128.7	111.5	148.4	193.5	192.9	201.4
<b>Grand Total</b>	<b>1752.0</b>	<b>1505.8</b>	<b>1495.8</b>	<b>1583.1</b>	<b>1634.3</b>	<b>1779.3</b>	<b>151.4</b>	<b>118.1</b>	<b>139.2</b>	<b>173.8</b>	<b>189.1</b>	<b>194.8</b>

### 1.2 Population Demographics

#### Average Age

	M	F
2020	40	38
2021	41	37
2022	41	38
2023	41	37
2024	42	39
2025	42	39
<b>All Years Average</b>	<b>41</b>	<b>38</b>

Men’s average age has slowly but steadily showed an increase over a six-year period. Women’s annual average age has also showed a similar slow increase, staying consistently higher the last two years.



# Maine Department of Corrections 2025 Year End Adult Data Report

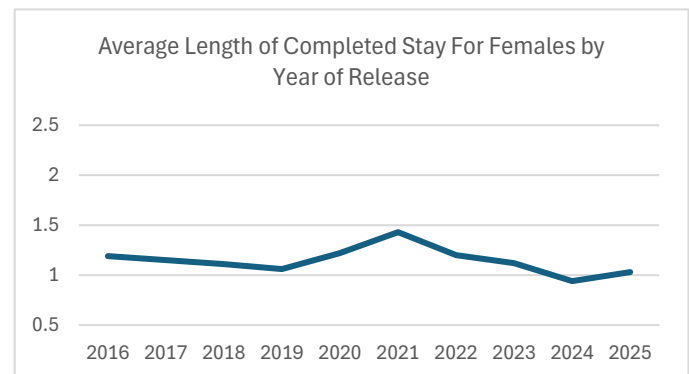
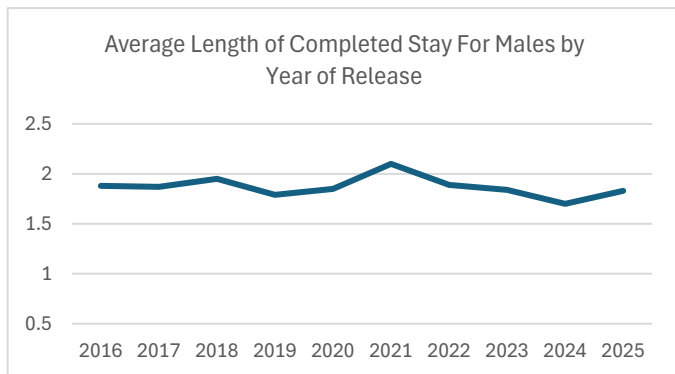
## Racial Breakdown by Gender

		2020	2021	2022	2023	2024	2025
<b>M</b>	Asian	1%	1%	1%	0%	0%	0%
	Black or African American	11%	11%	12%	12%	12%	12%
	Native American	3%	2%	3%	3%	3%	3%
	Native Hawaiian or Pacific Islander	0%	0%	0%	0%	0%	0%
	Two or More Races	1%	1%	2%	2%	2%	1%
	Unknown	4%	4%	4%	3%	2%	2%
	White	80%	81%	79%	81%	81%	81%
	<b>Total</b>	<b>100%</b>	<b>100%</b>	<b>100%</b>	<b>100%</b>	<b>100%</b>	<b>100%</b>
<b>F</b>	Asian	0%	0%	0%	0%	0%	3%
	Black or African American	4%	6%	5%	4%	4%	4%
	Native American	4%	5%	5%	3%	2%	0%
	Native Hawaiian or Pacific Islander	0%	0%	0%	0%	0%	0%
	Two or More Races	2%	2%	2%	1%	0%	1%
	Unknown	2%	1%	1%	1%	1%	0%
	White	88%	86%	86%	91%	93%	92%
	<b>Total</b>	<b>100%</b>	<b>100%</b>	<b>100%</b>	<b>100%</b>	<b>100%</b>	<b>100%</b>

### 1.3 Length of Completed Stay

The average length of completed stay by number of years for all clients with a straight release or release to probation or parole are outlined below per year, by gender.

	Males	Females
<b>2016</b>	1.88	1.19
<b>2017</b>	1.87	1.15
<b>2018</b>	1.95	1.11
<b>2019</b>	1.79	1.06
<b>2020</b>	1.85	1.22
<b>2021</b>	2.10	1.43
<b>2022</b>	1.89	1.20
<b>2023</b>	1.84	1.12
<b>2024</b>	1.72	0.94
<b>2025</b>	1.83	1.03





# Maine Department of Corrections 2025 Year End Adult Data Report

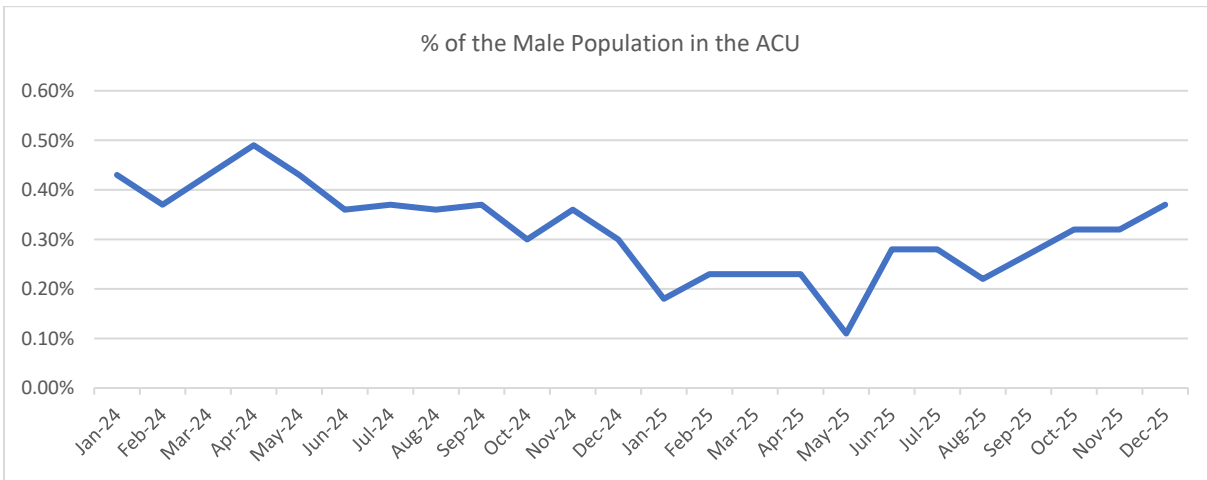
## 1.4 Administrative Control Unit Population

The male population saw an increase in the average number of days residents spent in the Administrative Control Unit, and the number of residents who completed this status in 2025 was down to 4 residents, compared to the 8 who completed in 2024. There is no Administrative Controls Unit for the female population.

	Average Number of Days in the Administrative Controls Unit		
	2023 Average	2024 Average	2025 Average
Males	407.00	427.50	717.75

## Average Daily Population in the Administrative Control Unit as a Percent of MDOC Total Population

The graph below shows the average daily population in the ACU as a percent of the total MDOC facility population. The ACU population remained below 1% of the total population throughout 2025.



*Note: The female population does not have an Administrative Controls Unit.*



# Maine Department of Corrections 2025 Year End Adult Data Report

## 1.5 Restrictive Housing Population

The average length of completed stay in days for each status type is calculated monthly. The tables below show the average of those results for each year.

There have been increases for both genders in the average number of days residents spent on Administrative Status from 2023 to 2025.

	Average Length of Time on Administrative Status in Days		
	2023 Average	2024 Average	2025 Average
Males	2.65	4.14	4.41
Females	1.15	1.54	1.82

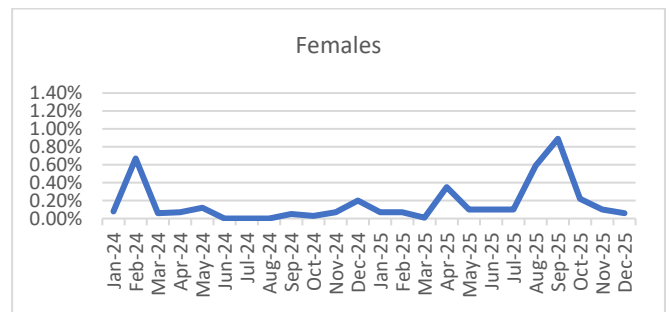
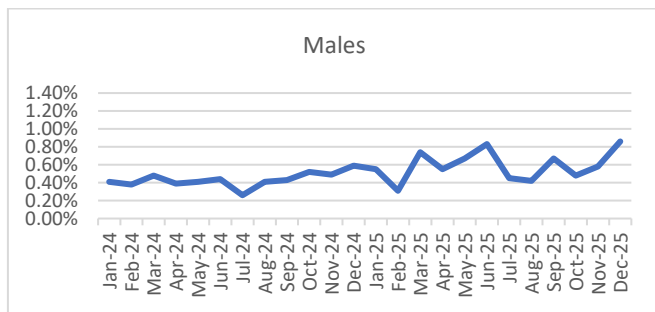
There has been increases for both genders in the average number of days residents spent on Disciplinary Segregation from 2023 to 2024. Males continued to increase in 2025 while females decreased.

	Disciplinary Segregation		
	2023 Average	2024 Average	2025 Average
Males	31.25	35.30	72.25
Females	1.67	8.92	7.00

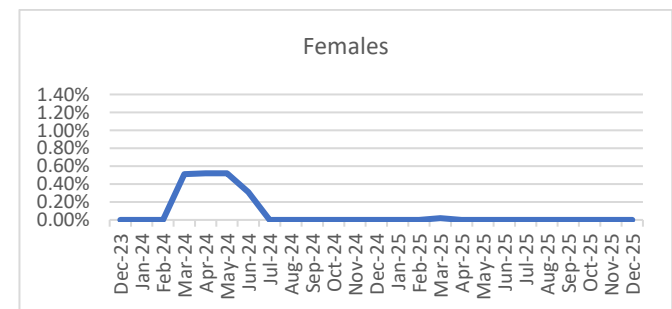
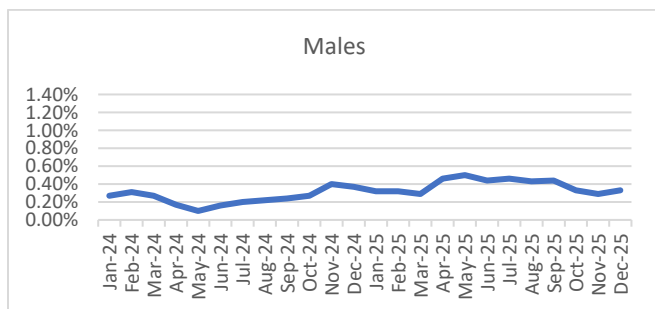
## Average Daily Population in Restrictive Housing as a Percent of MDOC Total Population

The graphs below show the average daily population in restrictive housing as a percent of the population for each type of Restrictive Housing status.

### Percent of the Population on Administrative Status



### Percent of the Population on Disciplinary Segregation





# Maine Department of Corrections 2025 Year End Adult Data Report

## 1.6 Intensive Mental Health Unit Average Population

The Intensive Mental Health Unit (IMHU) is located at the Maine State Prison. The purpose of the IMHU is to treat and help stabilize those with severe and persistent mental health conditions within MDOC adult facilities, as well as residents of county correctional facilities who need intensive mental health stabilization services. The average daily population (ADP) year over year has not varied much, although the day-to-day census varies within a few residents.

	2020	2021	2022	2023	2024	2025	6 Year
Average Daily Population	24	25	26	26	24	25	25

- 2025 IMHU Contacts by Wellpath staff:
  - Therapeutic contacts monthly average – **109**
  - Individual monthly Behavioral Health Technician sessions average – **226**
  - Group therapy sessions monthly average – **13**
  - Admissions total – **31**
  - Discharges total – **35**

## Behavioral Health Prevalence Among Adult DOC Population

2025 Monthly Averages:

- Psychiatrist visits (new consults and follow-up visits) – **491**
- Psychotropic Medication
  - **991** – Average monthly residents treated with psychotropic medication
  - **51%** – Average % of the total ADP who were treated with psychotropic medication
- Behavioral health
  - **84** – Average monthly number of behavioral health assessments
  - **589** – Average monthly behavioral health follow-up contacts
  - **379** – Average monthly sick call requests responded to for behavioral health needs
  - **1050** – Average monthly individual therapy sessions
  - **1058** – Average monthly individual therapy contacts
  - **251** – Average monthly Group Therapy Sessions (Including substance use & problematic sexual behavior)



# Maine Department of Corrections 2025 Year End Adult Data Report

## 2.0 Correctional Programming

### 2.1 Programming – Men

Sections below represent completion totals for each program area, by year, for male residents. The number of residents currently active or on waitlists for programming can be obtained in any edition of the “MDOC Monthly Adult Data Report”, available at <https://www.maine.gov/corrections/data>.

#### Cognitive Behavioral Programming, Skills Building, & Domestic Violence Programming

	2017	2018	2019	2020	2021	2022	2023	2024	2025
Grand Total	468	417	520	484	389	392	479	286	394
Total Unique Completers	416	348	444	406	321	329	393	250	343

**Men’s Opioid Use Disorder, and Substance Use Disorder Treatment** \*some program titles were discontinued early 2023, and now all SUD treatment is classified as Tier 2 (outpatient level) and Tier 1 (residential level).

	2017	2018	2019	2020	2021	2022	2023	2024	2025
Medications for Substance Use Disorder “MSUD”	N/A	N/A	81	361	358	405	436	465	473
SUD Tier 2 (formerly “Outpatient” programs)	684	635	705	566	611	628	408	454	409
SUD Tier 1 (formerly “Residential” programs)	73	92	103	77	141	250	164	39	33
Grand Total for Tier 2 & Tier 1 Treatment	757	727	808	643	752	878	572	493	442
Total Unique Completers (excludes MSUD)	663	565	603	485	414	395	500	485	442

#### Men’s Problematic Sexual Behavior Treatment

	2017	2018	2019	2020	2021	2022	2023	2024	2025
PSB Tx Building a Balanced Life	0	0	0	2	20	57	68	47	38
CBI-SO & MV SBT	65	33	28	46	32	9			
R.U.L.E.	16	15	10						
Grand Total	81	48	38	48	52	66	68	47	38

#### Men’s Education (Excluding College)

	2017	2018	2019	2020	2021	2022	2023	2024	2025
Adult Education	181	170	233	109	72	77	115	109	126
HSED Awarded From MDOE	32	47	56	31	24	21	23	26	44
Total Unique Completers	183	172	234	113	74	77	118	109	128

#### Men’s College Programming

Degree Program	2017	2018	2019	2020	2021	2022	2023	2024	2025
College- Associate’s Degree	0	0	26	3	2	6	6	1	6
College- Bachelor’s Degree	0	1	6	5	2	7	2	0	0
College- Master’s Degree	0	0	0	1	0	1	0	0	1
Total Degrees Earned	0	1	32	9	4	14	8	1	7

#### Men’s Vocational Programming

	2017	2018	2019	2020	2021	2022	2023	2024	2025
Grand Total	385	410	235	169	114	162	177	204	111
Total Unique Completers	280	306	195	141	102	140	154	154	102



# Maine Department of Corrections 2025 Year End Adult Data Report

## 2.2 Programming – Women

Sections below represent completion totals for each program area, by year, for female residents. A breakdown of individual program titles can be obtained in any edition of the MDOC Monthly Adult Data Report, available at <https://www.maine.gov/corrections/data>.

### Cognitive Behavioral Programming, Skills Building, & Domestic Violence Programming

	2017	2018	2019	2020	2021	2022	2023	2024	2025
Grand Total	70	54	127	116	95	118	76	67	56
Total Unique Completers	61	48	99	87	73	100	51	61	40

### Women’s Opioid Use Disorder, and Substance Use Disorder Treatment

	2017	2018	2019	2020	2021	2022	2023	2024	2025
Medications for Substance Use Disorder	N/A	N/A	36	57	48	60	69	101	90
Outpatient SUD/ Tier 2 SUD starting 2023	212	190	156	116	56	83	59	114	83
SUD Tier 1 (Residential level treatment)							5	1	4
Total Unique Completers (excludes MSUD)	212	190	156	116	56	83	63	111	83

### Women’s Problematic Sexual Behavior Treatment

	2017	2018	2019	2020	2021	2022	2023	2024	2025
Women’s PSB	N/A	4	1	5	0	0	1	3	3
Grand Total	N/A	4	1	5	0	0	1	3	3

### Women’s Education (Excluding College)

	2017	2018	2019	2020	2021	2022	2023	2024	2025
Adult Education	61	54	62	29	40	95	74	64	75
HSED Awarded by MDOE	9	8	11	4	11	18	14	6	10
Total Unique Completers	31	19	27	15	15	25	24	24	35

### Women’s College Programming

	2017	2018	2019	2020	2021	2022	2023	2024	2025
College- Associate's Degree	0	4	4	11	3	3	1	1	5
College- Bachelor's Degree	0	1	2	0	0	2	0	0	0
Total Degrees Earned	0	5	6	11	3	5	1	1	5

### Women’s Vocational Programming

	2017	2018	2019	2020	2021	2022	2023	2024	2025
Grand Total	48	114	104	81	15	27	13	17	31
Total Unique Completers	30	71	76	61	14	25	13	16	26



### **2.3 Case Management**

2025 started with change. The previous Manager of Evidence Based Practices, David Simpson, was promoted in mid-2024 to Deputy Warden at the Maine State Prison allowing for the first change in that position since its inception a decade earlier. Stepping into that role was Linda Piper, previously a Caseworker at both Maine State Prison and Maine Correctional Center. Many new faces joined the Caseworker team in the last half of 2024 and the first half of 2025. This was evident in the first statewide caseworker meeting of the year (June 2025) when introductions were made, and it was realized that two thirds of the Caseworkers had been hired during or after the pandemic including those who had just been hired. The goals for 2025 included rebuilding a team rapport and building stronger relationships with the Adult Community Corrections side of the department and continuing to find community resources for our residents returning to the community.

One of the new initiatives in 2025 was the Integrated Care Academy. This new program was designed to introduce employees, regardless of their position, to the roles and responsibilities of a Caseworker. It allows for exploration into how other positions are connected to Caseworkers and the work being done in those other positions as well. This six-session training, spread out over 6 months, involved Caseworkers, Unit Managers, and Critical Acuity Specialists from adult and juvenile facilities.

There was another Caseworker training in October, that involved employees from Adult Community Corrections and Caseworkers which brought them together in a concerted effort allowing both parties to have frank and organic conversations about the challenges each group faces. It demonstrated how we, as a department, can come together to strengthen the working relationships between them all while using best practices to support the residents/clients that we supervise. It was agreed that this was a valuable conversation and plans are being formed for semi-annual opportunities to continue these conversations. An additional component discussed at the end of the year was to promote opportunities for Caseworkers to shadow Probation Officers in 2026 and eventually for Probation Officers to shadow Caseworkers.

While no new core programming was introduced in 2025, programs that address Problem Sexual Behavior and Substance Use Disorder Treatment continued to be offered by Wellpath. Caseworkers continued to deliver cognitive-behavior supported programs to address interpersonal behavior, domestic violence and understanding decision making processes. Additional opportunities were provided to residents to support recovery efforts through Recovery Coach Academies at each facility resulting in the training of 13 new recovery coaches this year. Recovery Month in September saw many informative activities offered by residents, for residents, at each facility in support of recovery efforts.

Many of our Caseworkers, Unit Managers and Deputy Wardens participated in the building and development phase of the new Computer Information System ("Compass") which is set to roll out in the summer of 2026. Many meetings were held by Teams and occasionally in person to help offer perspective into how the computer information system could be designed and developed to support the daily work and documentation needed to perform the Caseworker role. We are looking forward to beginning to use this system in the summer of 2026 and being able to do our work more efficiently.



# Maine Department of Corrections 2025 Year End Adult Data Report

## 3.0 Classification

### 3.1 Admissions & Releases

New Crime/Probation Return Admissions, and Straight/Probation Releases, by Gender

		2017	2018	2019	2020	2021	2022	2023	2024	2025
Men	<i>New Crime Admissions</i>	613	649	558	287	333	448	496	483	519
	<i>Probation Violation Admissions</i>	479	427	379	244	288	283	349	320	413
	<b>Admission Totals</b>	1092	1076	937	531	621	731	845	803	932
	<i>Straight Releases</i>	525	568	560	439	360	285	286	322	329
	<i>Probation Releases</i>	552	562	542	433	352	343	370	379	396
	<b>Release Totals</b>	1077	1130	1102	872	712	628	656	701	725
Women	<i>New Crime Admissions</i>	99	96	81	40	47	75	80	85	60
	<i>Probation Violation Admissions</i>	76	99	64	42	26	53	57	54	53
	<b>Admission Totals</b>	175	195	145	82	73	128	137	139	113
	<i>Straight Releases</i>	81	80	69	51	38	32	39	52	53
	<i>Probation Releases</i>	89	91	88	44	20	31	36	58	51
	<b>Release Totals</b>	170	171	157	95	58	63	75	110	104
All Population	<i>New Crime Admissions</i>	712	745	639	327	380	523	576	568	579
	<i>Probation Violation Admissions</i>	555	526	443	286	314	336	406	374	466
	<b>Admission Totals</b>	1267	1271	1082	613	694	859	982	942	1045
	<i>Straight Releases</i>	606	648	629	490	398	317	325	372	382
	<i>Probation Releases</i>	641	653	630	477	372	374	406	439	465
	<b>Release Totals</b>	1247	1301	1259	967	770	691	731	811	829

### Average Monthly Gain

	2016	2017	2018	2019	2020	2021	2022	2023	2024	2025	10 Year Avg
Men	5.33	1.25	-6.17	-13.75	-28.42	-7.58	8.58	15.75	8.50	15.75	-0.76
Women	2.25	0.42	2.00	-1.00	-1.08	1.25	5.42	5.17	2.42	.75	1.76
All Population	7.58	1.67	-4.17	-14.75	-29.5	-6.33	14	20.92	10.92	16.5	1.68



# Maine Department of Corrections 2025 Year End Adult Data Report

## 3.2 New Admissions by Crime Group – Men

The table below shows admissions to a MDOC Adult Correctional Facility, by crime groupings for new crimes, by year, and percent of total admissions for new crimes.

Crime Group Men	2020	%	2021	%	2022	%	2023	%	2024	%	2025	%
Animal Welfare	1	0%	0	0%	0	0%	0	0%	0	0%	0	0%
Arson	4	1%	7	2%	8	2%	4	1%	3	1%	8	1%
Assault/Threaten	62	21%	62	18%	95	21%	103	20%	96	19%	102	19%
Attempt	0	0%	2	1%	3	1%	0	0%	9	2%	7	1%
Bail	4	1%	2	1%	7	2%	7	1%	10	2%	3	1%
Burglary	20	7%	18	5%	22	5%	22	4%	19	4%	30	6%
Conspiracy	2	1%	2	1%	2	0%	1	0%	1	0%	2	0%
Drugs	105	35%	132	38%	143	31%	175	34%	165	33%	163	30%
Falsification	0	0%	5	1%	5	1%	8	2%	6	1%	6	1%
Fish/Wildlife	0	0%	0	0%	0	0%	0	0%	0	0%	0	0%
Forgery	0	0%	0	0%	2	0%	2	0%	1	0%	4	1%
Kidnapping	1	0%	3	1%	1	0%	3	1%	3	1%	2	0%
Manslaughter	7	2%	7	2%	14	3%	12	2%	14	3%	14	3%
Murder	8	3%	6	2%	3	1%	6	1%	15	3%	10	2%
Offenses/Family	1	0%	0	0%	0	0%	0	0%	2	0%	2	0%
OUI	2	1%	3	1%	4	1%	12	2%	8	2%	8	1%
Property Damage	1	0%	1	0%	2	0%	3	1%	2	0%	3	1%
Public Admin	6	2%	4	1%	13	3%	8	2%	10	2%	4	1%
Public Safety	0	0%	0	0%	0	0%	1	0%	0	0%	0	0%
Robbery	13	4%	15	4%	24	5%	12	2%	11	2%	17	3%
Sex Offenses	16	5%	29	8%	38	8%	44	9%	49	10%	52	10%
Stalking/Terrorize	1	0%	2	1%	8	2%	3	1%	4	1%	5	1%
Theft	25	8%	19	5%	32	7%	26	5%	39	8%	45	8%
Traffic Criminal	17	6%	22	6%	30	6%	50	10%	31	6%	40	7%
Trespass	0	0%	1	0%	3	1%	2	0%	0	0%	1	0%
Weapons	0	0%	6	2%	3	1%	7	1%	5	1%	7	1%
<b>Grand Total</b>	<b>296</b>	<b>100%</b>	<b>348</b>	<b>100%</b>	<b>462</b>	<b>100%</b>	<b>511</b>	<b>100%</b>	<b>503</b>	<b>100%</b>	<b>535</b>	<b>100%</b>



# Maine Department of Corrections 2025 Year End Adult Data Report

## 3.3 New Admissions by Crime Group - Women

The table below shows new admissions to a MDOC Adult Correctional Facility, by controlling sentences for new crimes, by year, and percent of total admissions for new crimes.

Crime Group Women	2020	%	2021	%	2022	%	2023	%	2024	%	2025	%
Animal Welfare	0	0%	0	0%	0	0%	0	0%	1	0%	0	0%
Arson	1	2%	2	4%	0	0%	2	2%	1	2%	2	3%
Assault/Threaten	3	7%	4	8%	12	15%	2	2%	2	2%	9	15%
Attempt	0	0%	1	2%	0	0%	0	0%	0	0%	0	0%
Bail	0	0%	0	0%	0	0%	1	1%	0	1%	0	0%
Burglary	1	2%	0	0%	3	4%	1	1%	3	1%	2	3%
Conspiracy	2	4%	0	0%	0	0%	1	1%	0	1%	0	0%
Drugs	26	58%	24	50%	43	55%	50	60%	53	60%	33	53%
Forgery	3	7%	0	0%	0	0%	1	1%	2	1%	2	3%
Kidnapping	0	0%	0	0%	0	0%	1	1%	0	1%	0	0%
Manslaughter	1	2%	0	0%	2	3%	7	8%	3	8%	0	0%
Murder	2	4%	0	0%	1	1%	0	0%	2	0%	0	0%
OUI	0	0%	1	2%	0	0%	1	1%	0	1%	1	2%
Property Damage	0	0%	3	6%	0	0%	0	0%	0	0%	0	0%
Public Admin	2	4%	1	2%	1	1%	0	0%	0	0%	0	0%
Robbery	0	0%	0	0%	1	1%	3	4%	4	4%	0	0%
Sex Offenses	0	0%	2	4%	2	3%	2	2%	4	2%	0	0%
Stalking/Terrorize	1	2%	0	0%	0	0%	0	0%	0	0%	1	2%
Theft	1	2%	9	19%	9	12%	7	8%	7	8%	8	13%
Traffic Criminal	2	4%	1	2%	4	5%	4	5%	2	5%	2	3%
Weapons	0	0%	0	0%	0	0%	0	0%	0	0%	2	3%
<b>Grand Total</b>	<b>45</b>	<b>100%</b>	<b>48</b>	<b>100%</b>	<b>78</b>	<b>100%</b>	<b>83</b>	<b>100%</b>	<b>84</b>	<b>100%</b>	<b>62</b>	<b>100%</b>



# Maine Department of Corrections 2025 Year End Adult Data Report

## 3.4 Custody Ratings

### Custody Rating Overtime

		2016 Avg	2017 Avg	2018 Avg	2019 Avg	2020 Avg	2021 Avg	2022 Avg	2023 Avg	2024 Ave	2025 Ave
Male	Close	9%	10%	9%	11%	10%	11%	8%	7%	7%	8%
	Medium	44%	49%	49%	51%	50%	51%	51%	49%	48%	51%
	Minimum	22%	27%	27%	23%	25%	24%	24%	23%	23%	20%
	Community	23%	13%	11%	12%	12%	10%	12%	17%	18%	18%
	Unclassified	2%	2%	3%	3%	3%	4%	4%	5%	4%	4%
	Grand Total	100%	100%	100%	100%	100%	100%	100%	100%	100%	100%
Female	Close	3%	3%	3%	4%	4%	2%	1%	1%	2%	3%
	Medium	26%	30%	32%	33%	24%	31%	34%	33%	38%	38%
	Minimum	29%	45%	34%	32%	34%	32%	36%	27%	27%	30%
	Community	34%	19%	28%	27%	35%	31%	24%	32%	30%	26%
	Unclassified	8%	3%	3%	3%	3%	4%	6%	6%	3%	3%
	Grand Total	100%	100%	100%	100%	100%	100%	100%	100%	100%	100%

## 3.5 Number of Transfers between Facilities

Transfer information is derived from the transfer screen within the Department's Correctional Information System (CORIS). Transfers are totaled by year and tracked below.

Transfer from Location	Transfer to Location	2016	2017	2018	2019	2020	2021	2022	2023	2024	2025
Bolduc Correctional Facility	DCF	1	-	-	-	-	-	22	3	5	4
	MCC	1	1	2	1	3	-	-	-	3	1
	MSP	89	74	65	66	38	26	23	39	49	42
	MVCF	6	7	4	3	3	8	7	9	8	5
Downeast Correctional Facility	BCF	3	9	5	-	-	-	6	-	2	2
	MCC	-	11	5	-	-	-	-	-	-	-
	MSP	18	16	9	-	-	-	-	-	-	2
	MVCF	12	10	48	-	-	-	15	10	11	11
Maine Correctional Center	BCF	178	185	141	150	28	82	73	137	112	75
	DCF	154	42	-	-	-	-	-	1	13	3
	MSP	240	328	358	267	52	167	293	437	367	494
	MVCF	238	306	288	342	220	248	201	226	172	233
Maine State Prison	BCF	69	84	106	90	120	90	102	111	97	99
	DCF	22	12	-	-	-	-	1	4	21	15
	MCC	34	47	72	49	8	8	13	14	17	33
	MVCF	86	81	140	53	29	83	79	77	113	104
Mountain View Correctional Facility	BCF	2	18	10	7	2	9	6	7	14	15
	DCF	-	9	8	-	-	-	50	40	16	19
	MCC	-	12	5	28	42	22	6	16	6	2
	MSP	16	59	70	55	11	29	30	55	40	65
Totals		1,169	1,311	1,336	1,111	556	772	927	1,186	1,066	1,212



# Maine Department of Corrections 2025 Year End Adult Data Report

## 3.6 SCCP Cases

The purpose of the Supervised Community Confinement Program (SCCP) is to provide a means of successful reentry of adult facility residents into the community. Residents transferred to supervised community confinement are still considered to be in the legal custody of the Department while in the program. The place of confinement is in the community, rather than in a Department facility. Participation in this program is a privilege which may be afforded to eligible residents who meet the criteria.

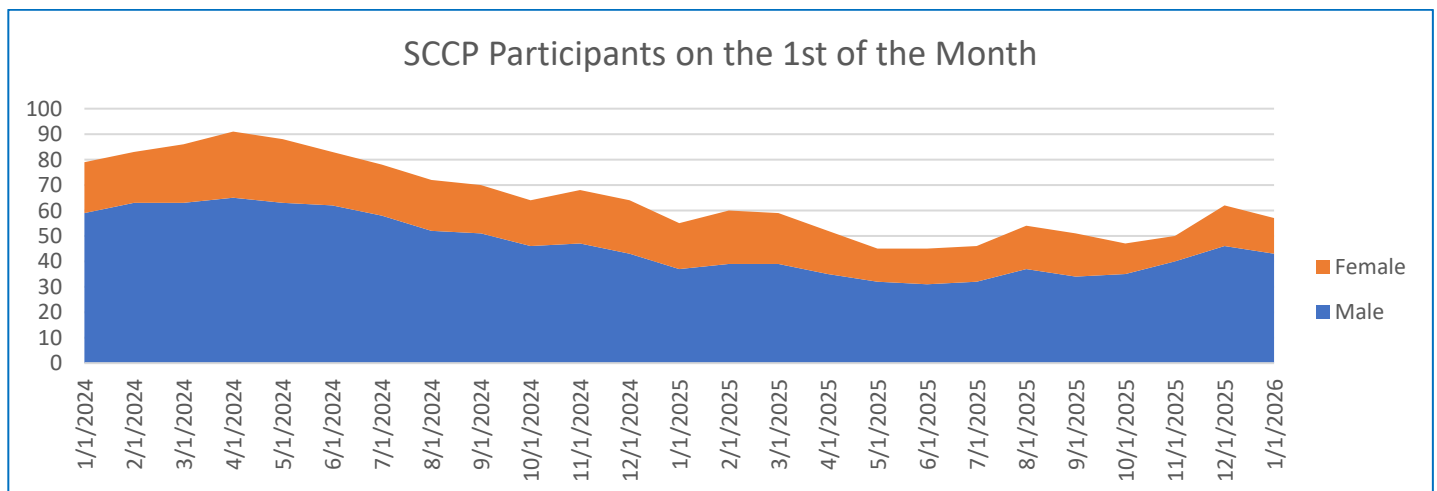
“SCCP Placements” are new placements into the community on SCCP status and “SCCP Violations” are those returning to a secure DOC facility from the community who have violated the conditions of the SCCP program.

		2023	2024	2025
Male	SCCP Placements	110	96	75
	SCCP Completions	94	90	53
	Violations (return to custody)	22	28	12
	Other*	3	1	2
Female	SCCP Placements	39	40	32
	SCCP Completions	30	30	31
	Violations (return to custody)	9	8	3
	Other*	0	1	0
All	SCCP Placements	149	136	107
	SCCP Completions	124	120	84
	Violations (return to custody)	31	36	15
	Other*	3	2	2

	2023	2024	2025
All Clients Success Rate	80%	77%	85%
Male Success Rate	81%	76%	82%
Female Success Rate	77%	79%	91%

### Avg. Length of SCCP Ended in 2025

Avg. Length of Completed SCCP	208 Days
Avg. Length of SCCP before Violation	110 Days



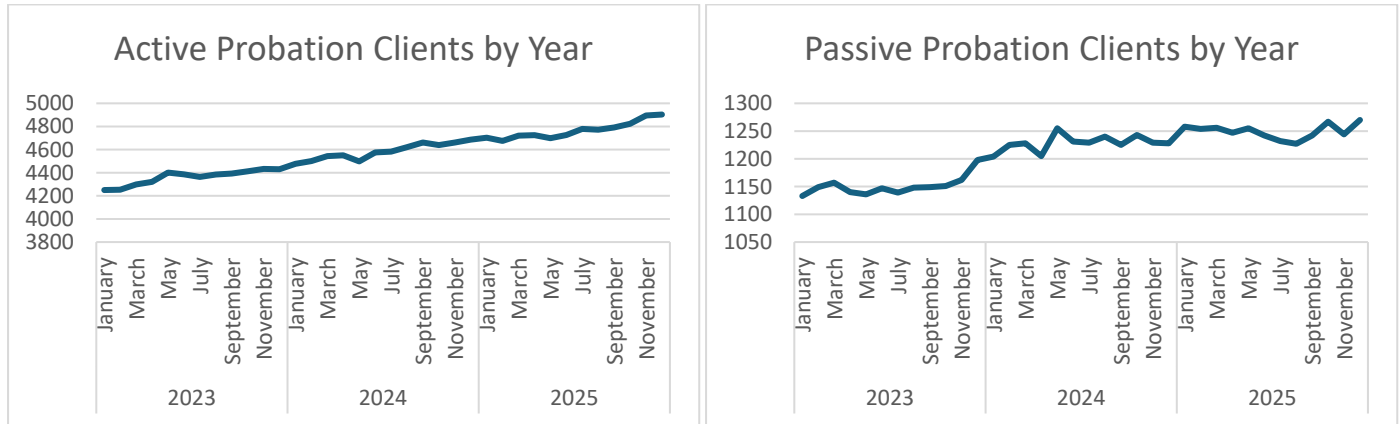


# Maine Department of Corrections 2025 Year End Adult Data Report

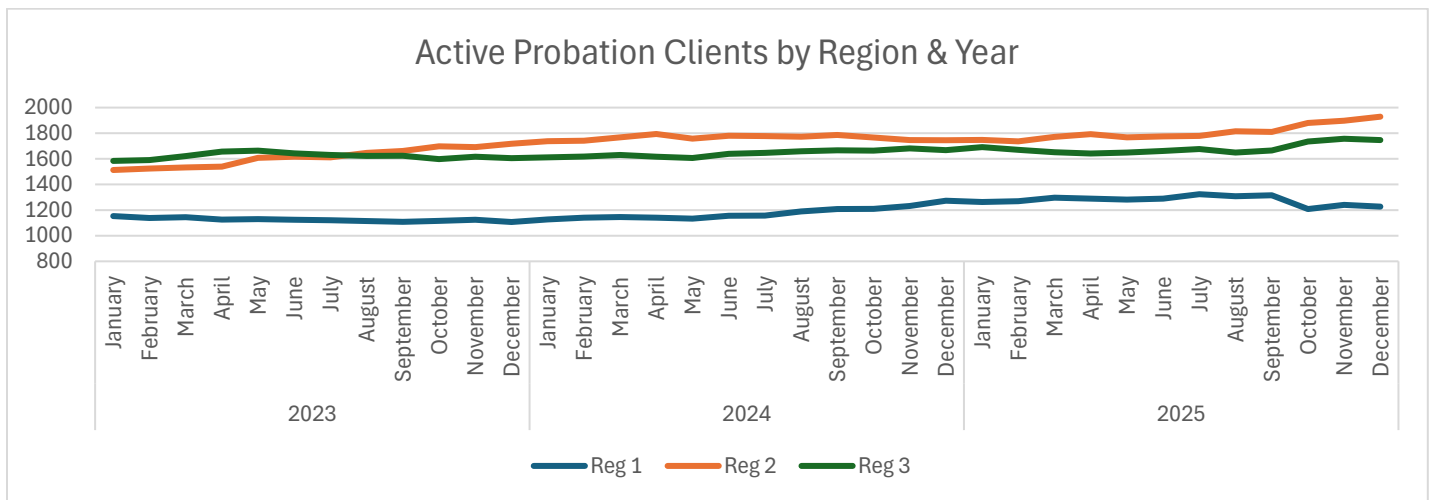
## 4.0 Adult Community Corrections

### Adult Community Corrections Population Overtime

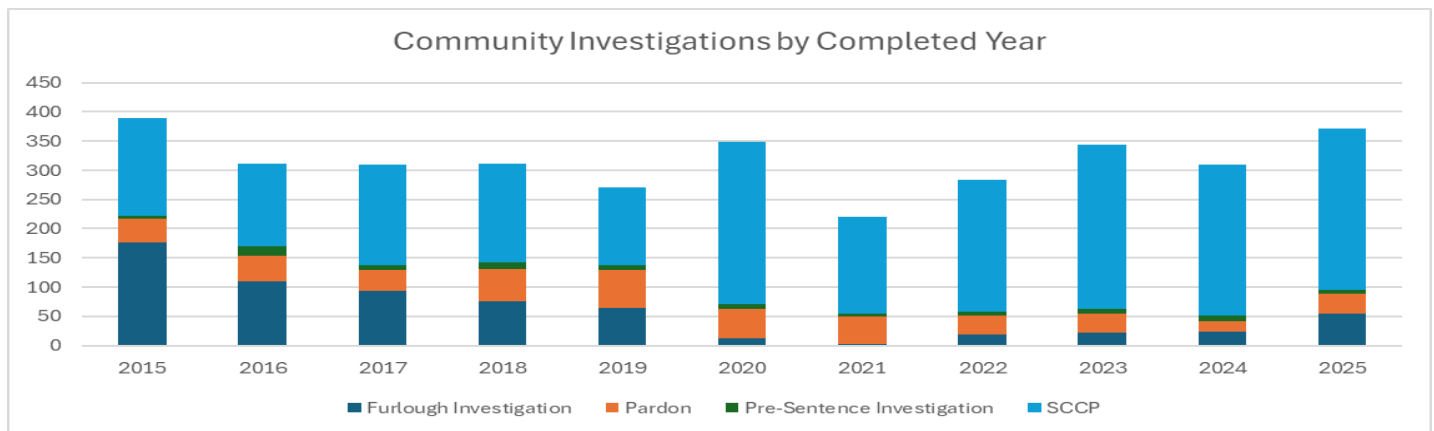
“Active” clients are any probationer on community supervision that requires direct contact on a regular basis. “Passive” clients require less contact on a regular basis. Clients on a passive status can be placed on active status at any time.



### Active Adult Community Corrections Population Overtime by Region



### Community Investigations Completed by Year

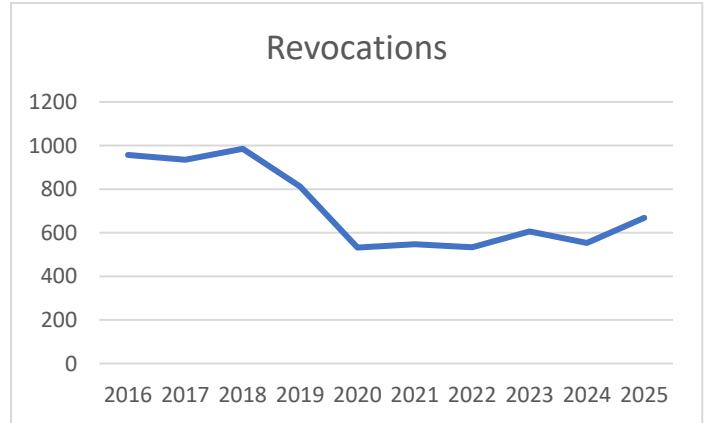
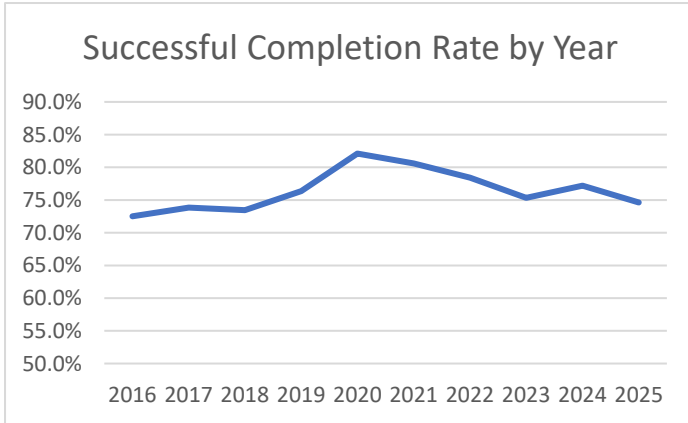




# Maine Department of Corrections 2025 Year End Adult Data Report

## Probation Revocation and Successful Completions:

The completion of probation is considered successful when a client is transferred from probation to society because their probation has terminated due to completion of the sentence. Should a client have a full revocation, or a partial revocation with termination, then their probation ends unsuccessfully.



**Probation Caseloads by Race & Gender** The data in the table below is an average of all unique clients on probation in a calendar year.

	Male					Female				
	2021	2022	2023	2024	2025	2021	2022	2023	2024	2025
Asian	0.37%	0.44%	0.36%	0.39%	0.57%	0.40%	0.36%	0.21%	0.45%	0.54%
Black or African American	7.39%	7.63%	7.53%	7.71%	8.19%	2.47%	2.44%	2.19%	2.94%	3.62%
Native American	1.83%	1.92%	2.02%	2.08%	2.10%	3.00%	2.72%	2.74%	2.49%	2.41%
Native Hawaiian or Pacific Islander	0.06%	0.10%	0.12%	0.24%	0.27%	0.00%	0.07%	0.21%	0.26%	0.18%
Two or More Races	0.92%	0.95%	1.10%	1.19%	1.16%	0.93%	0.72%	0.75%	0.51%	0.54%
Unknown	2.53%	2.74%	2.63%	3.26%	4.41%	2.66%	2.08%	2.12%	3.83%	5.43%
White	86.90%	86.23%	86.25%	85.14%	84.57%	90.54%	91.61%	91.78%	89.52%	88.84%

## Community Transition House - Leading the Way & Waypoint

**Leading the Way** is a Department of Corrections staffed men’s 12-bed community-based transitional living program in Bangor. It provides safe, structured, living with connection to community supports and services. These include behavioral health, independent living skills, and other targeted intervention services. Clients can stay rent free for up to 6 months. Referrals come from MDOC facilities’ Supervised Community Confinement Program (SCCP), Probation Offices, and criminal justice programs like drug court.

**Waypoint** is an 8 bed transitional living program structured similarly to Leading the Way but serves female clients.

Program Name	2025 New Admissions	2025 Program Completions	2025 Other Discharges	End of Year Census
Leading The Way	55	19	28	16
Waypoint	16	3	7	7

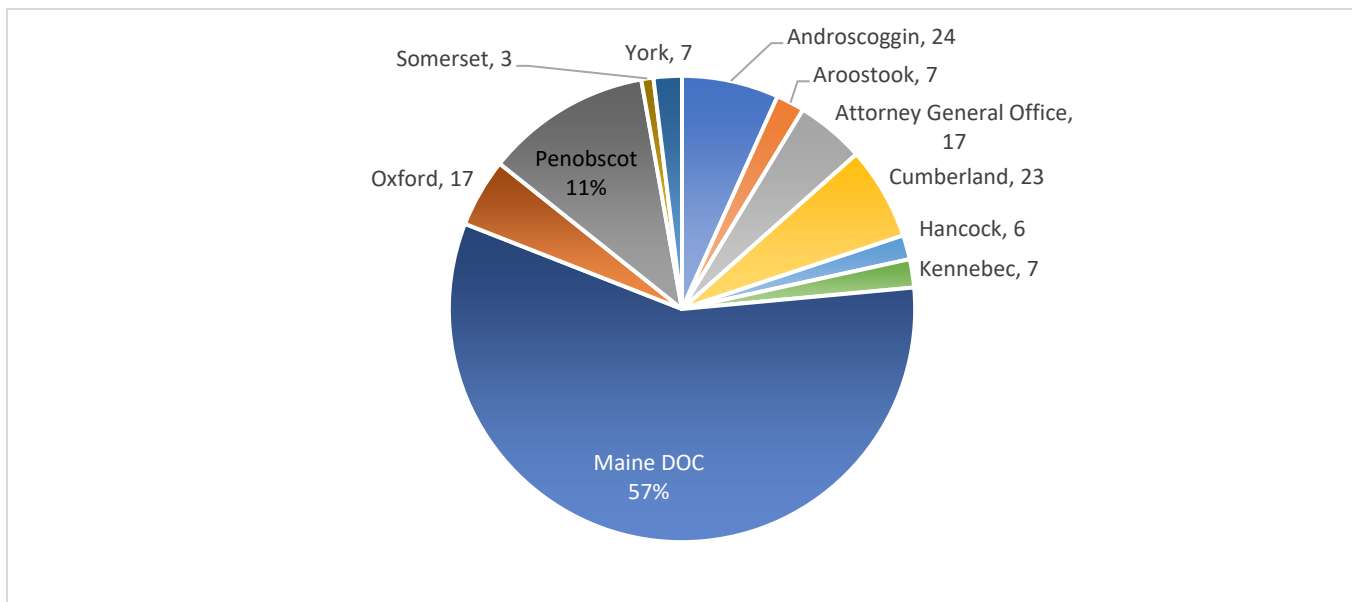


## 5.0 Office of Victim Services

The MDOC OVS is required to ensure that victims who request notice of release receive it according to Maine Criminal Statutes 17-A §2106 “Notification of defendant’s release or escape”. MDOC policies were formed outlining preferred practice. The Statute requires victims to submit a Victim Notification Request with the office of the attorney for the State or directly to the MDOC in order to receive notification of release. Once a Victim Notification Request is filed, the victim must receive notice of the resident’s unconditional release and discharge from institutional confinement upon the expiration of the sentence or upon release from commitment under Title 15, section 101-D or upon discharge under Title 15, section 104-A and must receive notification of any conditional release of the resident from institutional confinement, including probation, supervised release for people with problem sexual behavior, parole, furlough, work release, funeral or deathbed visit, supervised community confinement, home release monitoring or similar program, administrative release or release under Title 15, section 104-A; and must receive notification of the resident’s escape.

357	Victims submitted Victim Notification Requests to the MDOC OVS in 2025
205 (57.42%)	Victim Notification submissions assisted by the MDOC in 2025
31.47%	Current residents with a victim notification associated with their case at the end of 2025

The chart below indicates which agency assisted the victim in submitting the Victim Notification Request. The four Maine counties not showing on this chart did not assist with any notification requests in 2025.

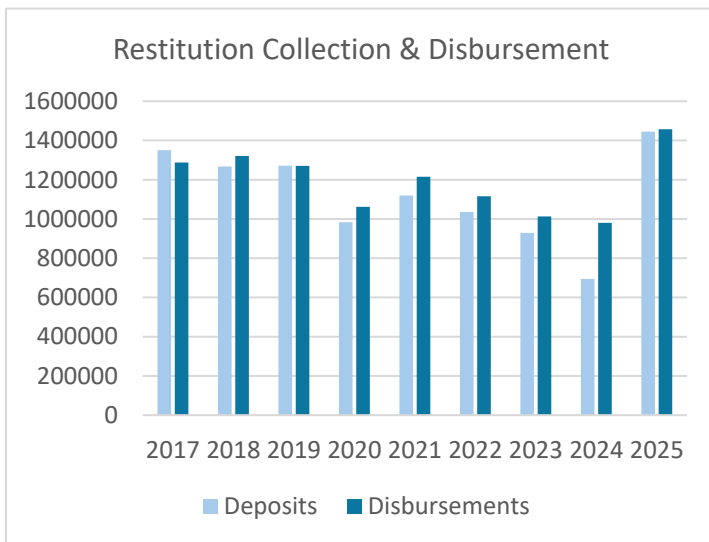




# Maine Department of Corrections 2025 Year End Adult Data Report

3432	Contacts with victims regarding victim notification of a resident's release
19	Victims assisted with protection from harassment by a resident
61	Furlough applications reviewed
217	SCCP applications reviewed, resulting in 502 victim contacts, 137 victim responses with 159 Victim Impact Statements received
31	Residents tracked with problem sexual behavior released, resulting in 38 victims contacted and 1 safety planning meetings
96	Residents tracked with domestic violence history released, resulting in 108 victims contacted and 19 safety planning meetings
67	Funeral, death bed visit, escaped, or the death of a resident situations resulting in 58 victims contacted
402	Media requests reviewed, resulting in 173 victims contacted
134	Resident enrollment in college programming resulting in 30 victims contacted
634	Preliminary review for resident's work release
156	Off Ground Recreational Activity and Staff Escorted Volunteer Projects resulting in 49 victims contacted
201	Volunteer requests reviewed

The OVS assisted victims with restitution in which they are to receive per Court order for losses they have incurred. OVS provided information and resources related to these restitution cases in which the MDOC is responsible for the collection of such restitution either through Probation, at the facilities or through the Maine Revenue Service. The OVS acts as a liaison between the victim and Probation and Parole, District Attorney's Office and the Courts in order to provide resources, information and options for the victim to obtain their restitution while advocating for victims and advising victims of their rights.

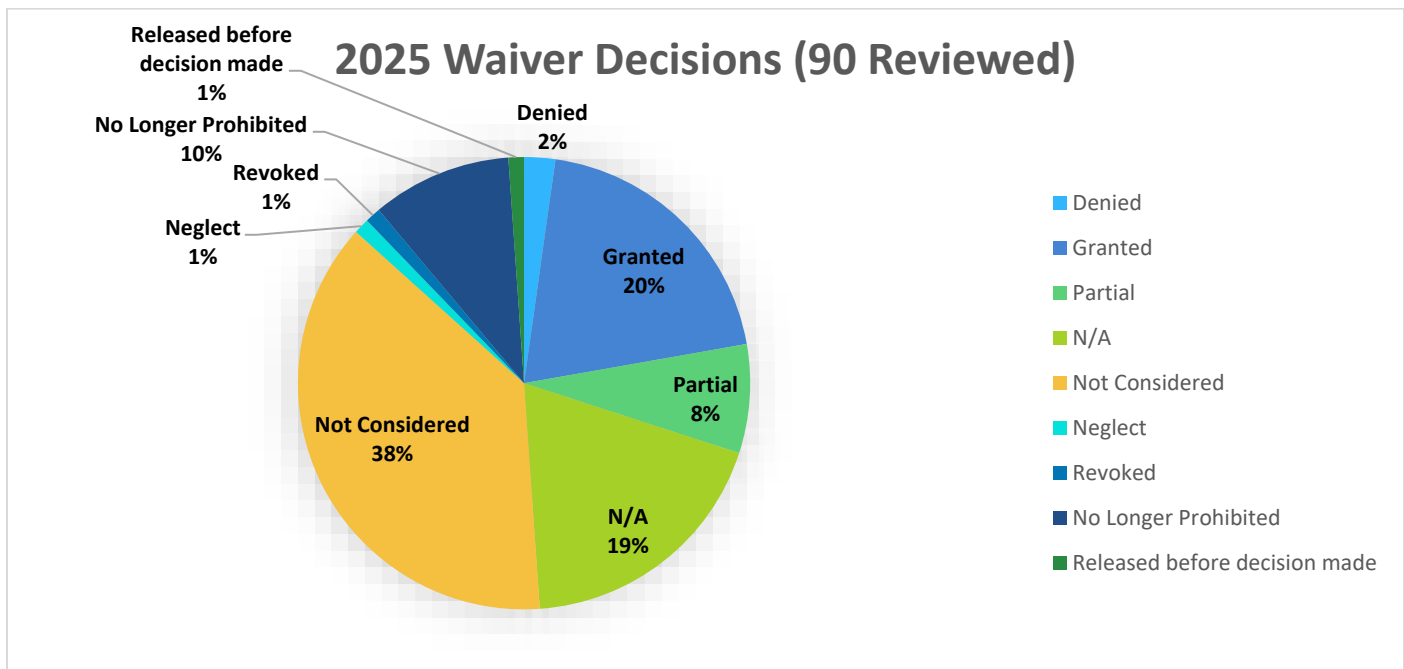




## Maine Department of Corrections 2025 Year End Adult Data Report

According to policy 6.3, contact with victims, waiver requests for contact are reviewed and approved by the Commissioner, or designee. The OVS continues to assist MDOC facility staff providing support regarding this policy. The Director of Victim Services reviews all waiver requests as the Commissioner’s designee.

OVS participates in several statewide stakeholder commissions, panels, and other board and association memberships in order to be a voice for victims and an information source regarding the rights of victims. Additionally, presentations are made regularly in order to promote victim services and educate the MDOC and other stakeholders across regarding victims’ rights and statutes, the victim services offered at the MDOC, and policies and procedures pertaining to such. The OVS completed 13 presentations and trainings in 2025.





Maine Department of Corrections  
Correctional Programming Division  
25 Tyson Drive  
Augusta, ME 04330  
Phone (207) 287-2711  
Fax (207) 287-4370

<http://www.maine.gov/corrections>

Making our communities safer by reducing harm through supportive intervention, empowering change, and restoring lives is the mission of the MDOC.